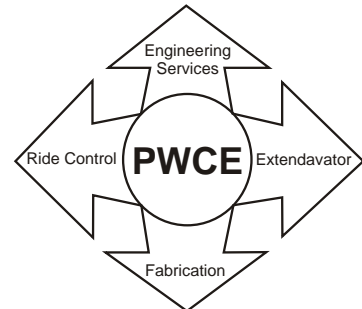


P.W.C.E.'s CONSTRUCTION-CARRY-ALL

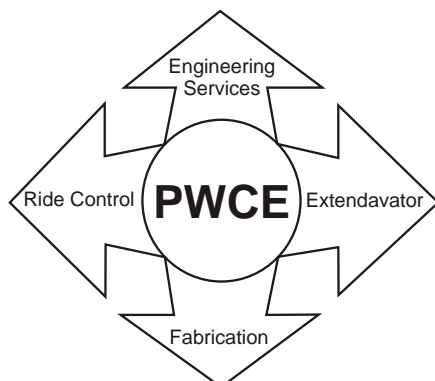
The new multi-functional device for your everyday projects.



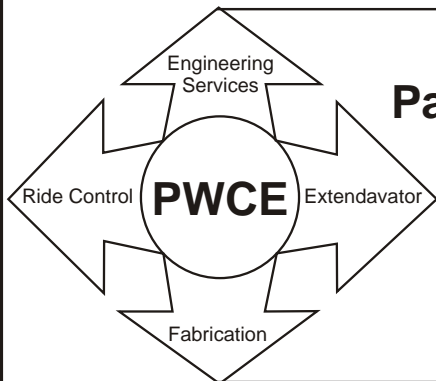
*Customized Products
for your Construction Needs*

Features:

- Designed to handle many different attachments
- Versatile enough to be pulled or pushed. Front or Behind
- Able to be raised or lowered from within the cab of your truck.
- Fits most vehicles with little effort.
- Uses a ball and hitch attachment for easy hook-up



P.W.C.E.
Goodfield, IL
309-965-2005
www.pwce.com



Paul Wever Construction Equipment Co., Inc.

P.O. Box 85 401 Martin Drive
 Goodfield, IL 61742-0085

Phone (309) 965-2005 Fax (309) 965-2905
 1-800-990-PWCE Internet: www.pwce.com



We're looking to sweep you off your feet with this new versatile attachment that is only limited by your imagination.

Paul Wever Construction Equipment is dedicated to product support for the construction equipment industry. We provide owners, operators, and dealers with solutions to their problems. If you have a need for engineering services, new product development, or current product support, please call us.