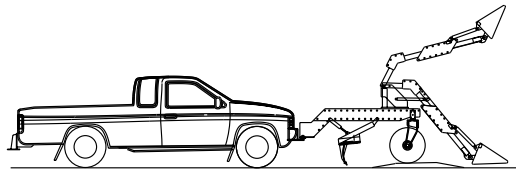




P.W.C.E.
presents
The Construction
Carry-All



Paul Wever Construction Equipment Co., Inc.
P.O. Box 85 401 Martin Dr.
Goodfield, IL 61742
Ph. 309-965-2005
Fax. 309-965-2905
www.pwce.com



Blade & Loader



PWCE is proud to introduce its latest innovative, economical and versatile attachment carrier. The Construction-Carry-All (CCA). The Construction-Carry-All is an attachment that can fit several different types of drive units (trucks & tractors) using the new (CCA) Quick-Tach System. This system can fit many different drive units in combination with any number of attachments for many different tasks, such as:

- Snow Removal
- Mowing
- Grading & Ditching
- Ripping
- Load & Carry
- Landscaping
- Portable Scaffold
- Loader
- Man-Lift
- Sweeper
- Drag
- Box Scraper




Features:


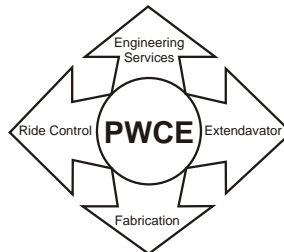
- Designed to handle many different attachments
- Versatile enough to be pulled or pushed. Front or Behind
- Able to be raised or lowered from within the cab of your truck.
- Fits most vehicles with little effort.
- Uses a ball and hitch attachment for easy hook-up



This attachment is limited only by the end user's imagination. There is any number of possibilities for this attachment. Any category of 3-point hitch attachments or skid steer quick coupler attachments can be used with the Construction-Carry-All (CCA). This system allows the operator to hook up various attachments and switch drive units with little effort.




Broom Vac



Blade & Auger

Customized Products for your Construction Needs



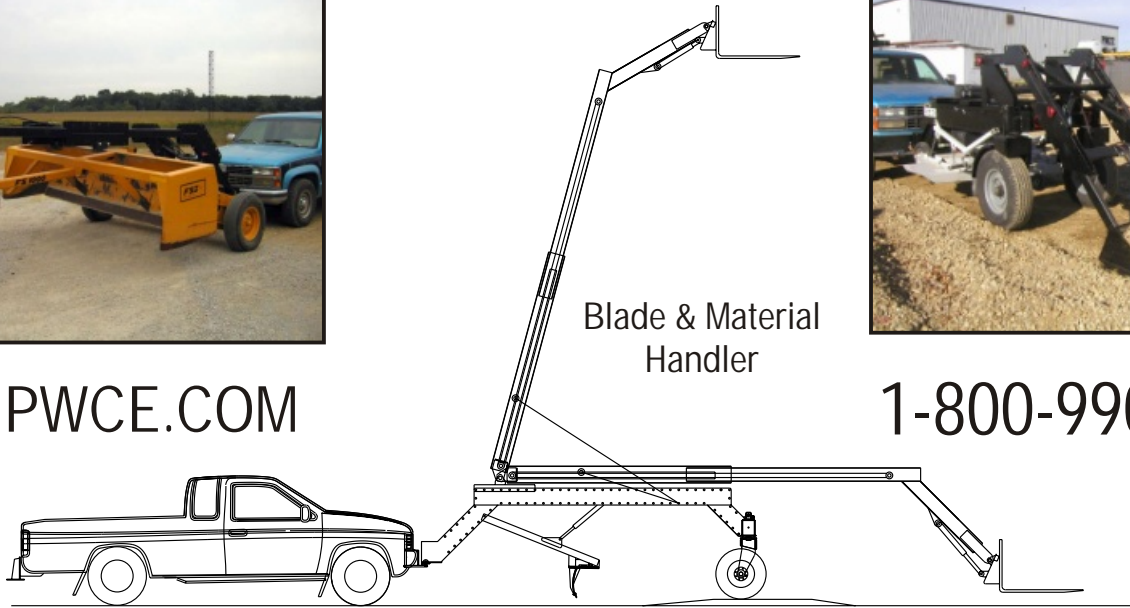
Mine Sweeper





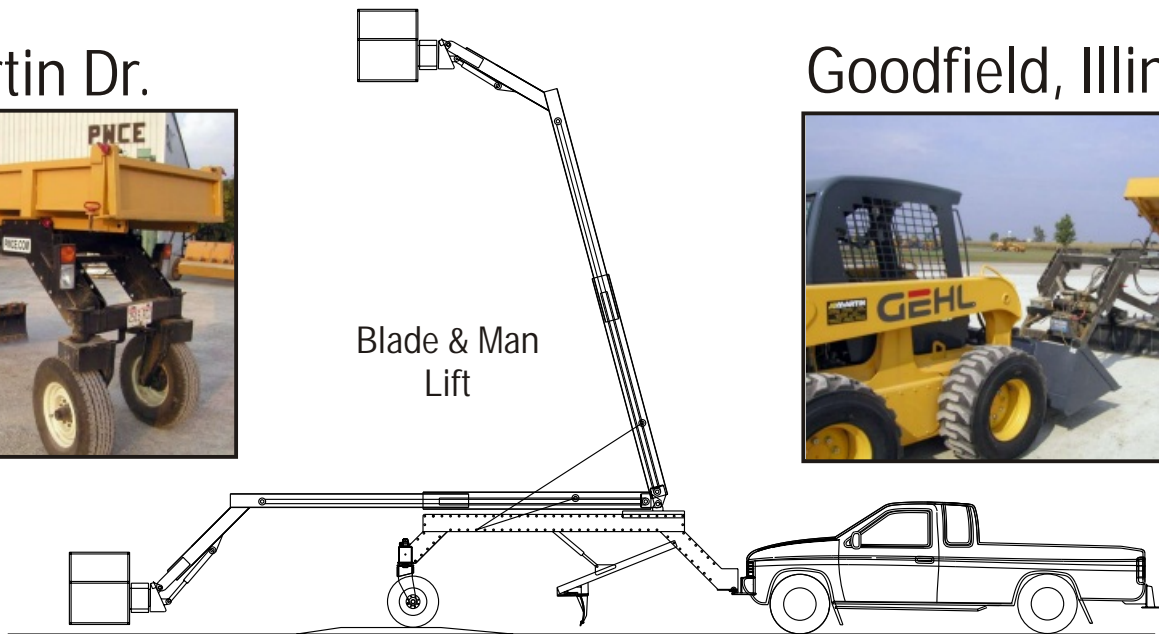
WWW.PWCE.COM

1-800-990-7923



401 Martin Dr.

Goodfield, Illinois



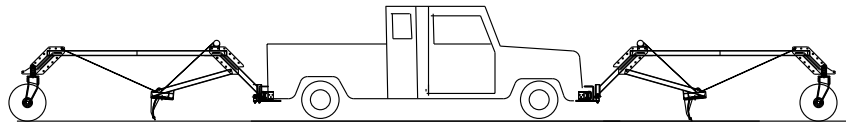
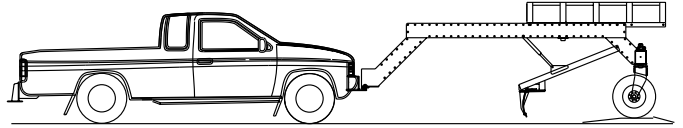
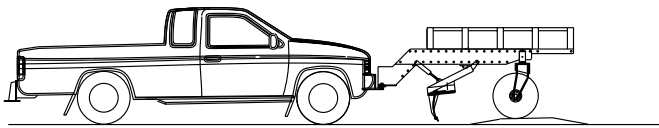
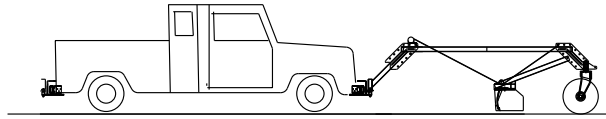
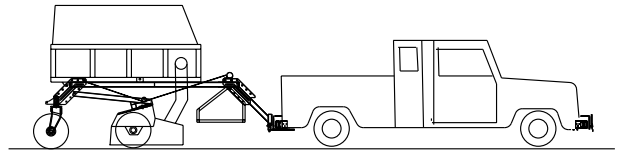
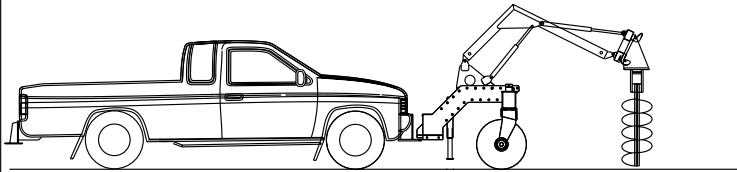


Paul Wever Construction Equipment is dedicated to product support for the construction equipment industry. We provide owners, operators, and dealers with solutions to their problems. If you have a need for engineering services, new product development, or current product support, please call us.



<u>CCA 100 Sample Quote</u>	
CCA 100 Frame - 34x96	\$4,000.00
12V Power Unit - 1 gal. 2-spool	1,500.00
Radio Remote - 8 switches	600.00
Manual Landing Gear - Single	120.00
Loader - 60" Bucket	2,500.00
Toe Bar	100.00
Front Bumper	600.00
Total	<u>\$9,420.00</u>





75 Ft.

